

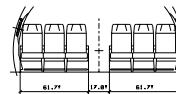
NOTE 1: . SEAT LOCATIONS REFER TO FRONT STUD
. ALL SEATS NO BREAK OVER

NOTE 2: . CURTAIN-RAIL SHALL NOT BE INSTALLED FROM MSN 3562 AND ON ACCORDING RFC WZZ250017A



	(A)	(B)	(C)	(D)	(E)	SRP
F/C						
B/C						
Y/C	1.67	28.01	25.61			17.77
Y/C2						
F/C						
B/C						
Y/C	1.77	28.01	25.71			17.87
Y/C2						

6 ABREAST CONSTANT SECTION

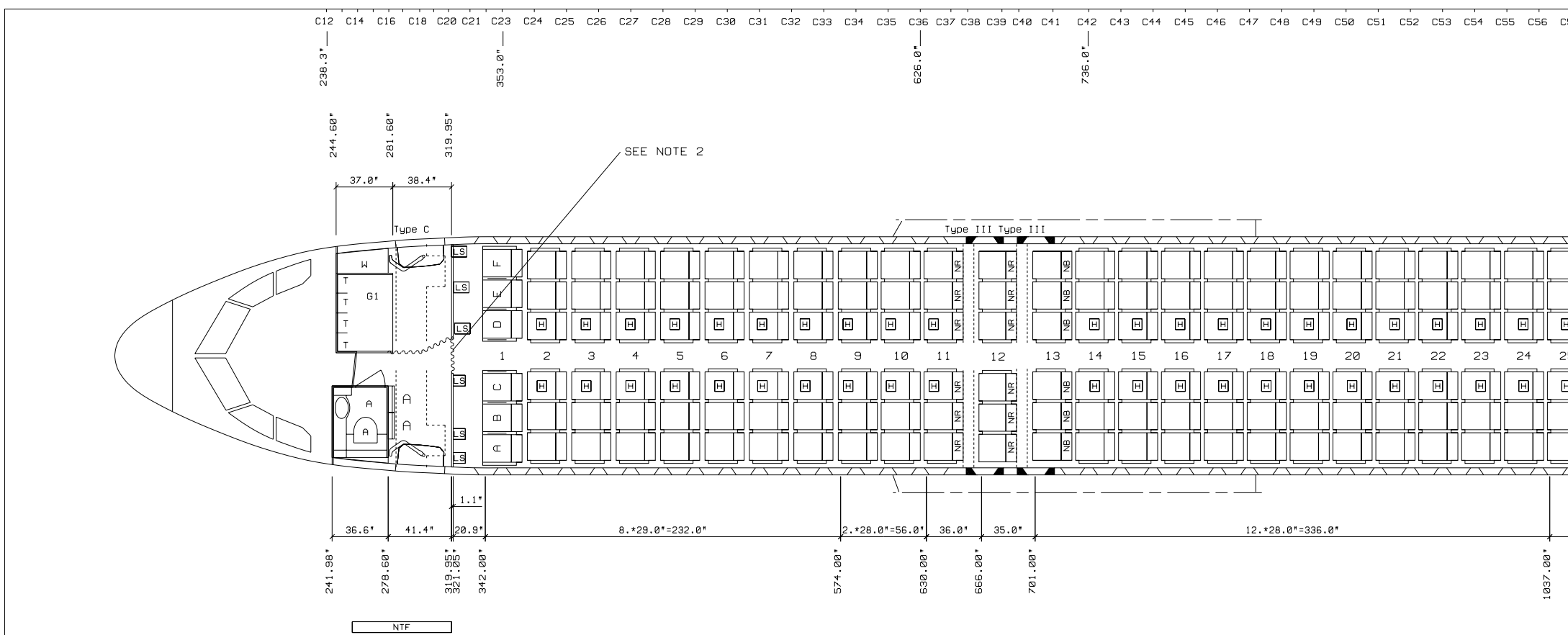


- NTF N.T.F.
- LB STANDARD LITERATURE POCKET
- HI HANDICAPPED FACILITIES
- NO RECLINE
- NO BREAK OVER
- N NARROW SEAT
- IN ARMREST TABLE

REV	DESCRIPTION	DATE
E1	- NOTE 2 ADDED.	29/2/2008
F1	- HANDICAPPED FACILITIES IN LAV A/E CANCELED	21/8/2008
F2	- SF IN LAV D CANCELED.	28/8/2008

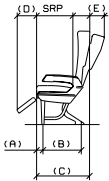
Airbus

REMARKS: ALL SEATS WITH NO BREAK OVER (16g seats)					
CABIN INFORMATION	F/C	B/C	Y/C	Y/C2	TOTAL
PASSENGER SEATS :	0	0	180	0	180
- PITCH			28"/29"		
- ABREAST			6		
GALLEY :					
- GALLEY VOLUME (CUFT)	0	0	277	0	277
- GALLEY VOLUME (CUFT)/PASS	0	0	1.5	0	
- TROLLEY QTY	0,0	0,0	11,0	0,0	11,0
- WASTE QTY	0	0	3	0	3
LAVATORIES :					
- PASS / LAVATORIES	0/0	0/0	3/0	0/0	3/0
CURT CLOSET :					
- CURT ROD (INCH / PASS)	0/0	0/0	0/0	0/0	0/0
STOWAGE :					
ATTENDANT SEATS :					
			STANDARD	HIGH COMFORT	
			5	0	5
CREW REST SEATS :					0
THE CHAIN LAYOUT AND ANY REVISION TO IT WILL ONLY BE EFFECTIVE AFTER CONTRACTUAL AGREEMENT BY THE RESPECTIVE WCC'S / SOA'S. LAYOUT IS SUBJECT TO CHANGE AFTER FINAL GALLEY AND SEAT DESIGN AND DEFINITION OF LINED INSTALLATION, STOWABLES, AND WHEELS ETC. THIS DRAWING IS THE PROPERTY OF AIRBUS - ALL RIGHTS RESERVED.					
DATE : 28/8/2008	A320-200 CABIN CONFIG FOR: WZZ-A				
DRAWN : PLOUZERU	WIZZ AIR				
CERTIF : JAR					
SPEC:5.1 CCG:5.0					
RFC NO :	SCALE 1/50	DRWG NO: 320-25.11504	SHEET:01	REV: F	ITE: 2



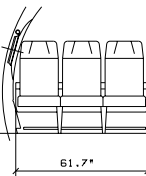
NOTE 1 : . SEAT LOCATIONS REFER TO FRONT STUD
 . ALL SEATS NO BREAK OVER

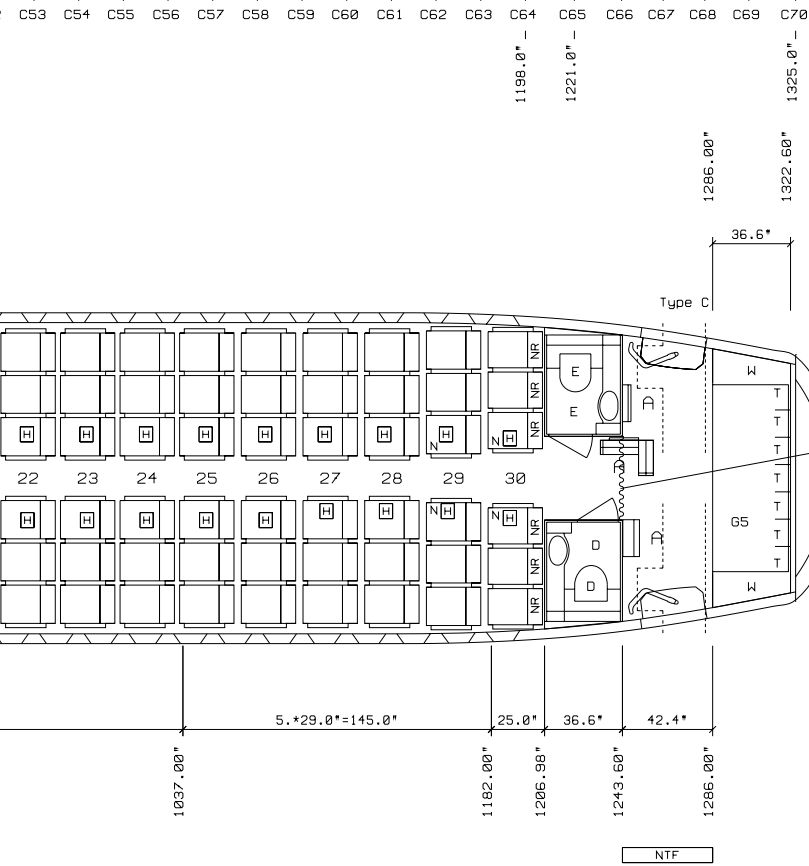
NOTE 2 : . CURTAIN+RAIL SHALL NOT BE INSTALLED FROM MSN 3562 AND ON ACCORDING RFC WZZ25D017A



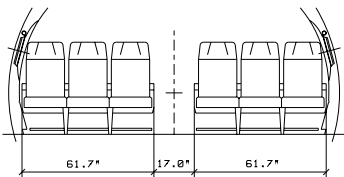
	(A)	(B)	(C)	(D)	(E)	SRP
Basic	F/C					
	B/C					
	Y/C	1.6"	20.0"	25.6"		17.7"
In abreast	F/C					
	B/C					
	Y/C	1.7"	20.0"	25.7"		17.8"
	Y/C2					

6 ABREAST CO





6 ABREAST CONSTANT SECTION



- NTF N.T.F.
- LS STANDARD LITERATURE POCKET
- H HANDICAPPED FACILITIES
- NR NO RECLINE
- NB NO BREAK OVER
- N NARROW SEAT
- IN ARMREST TABLE

Airbus

REV	DESCRIPTION	DATE
E1	- NOTE 2 ADDED.	29/2/2008
F1	- HANDICAPPED FACILITIES IN LAV A/E CANCELED	21/8/2008
F2	- SF IN LAV D CANCELED.	28/8/2008

REMARKS :ALL SEATS WITH NO BREAK OVER (16g seats)

CABIN INFORMATION	F/C	B/C	Y/C	Y/C2	TOTAL
PASSENGER SEATS : - PITCH - ABREAST	0	0	180 28"/29" 6	0	180
GALLEY : - GALLEY VOLUME (CUFT) - GALLEY VOLUME (CUFT)/PASS - TROLLEY QTY - WASTE QTY	0 0 0.0 0	0 0 0.0 0	277 1.5 11.0 3	0 0 0.0 0	2 277 11.0 3
LAVATORIES : - PASS / LAVATORIES	0 0.0	0 0.0	3 60.0	0 0.0	3
COAT CLOSET : - COAT ROD (INCH / PASS)	0 0.0"	0 0.0"	0 0.0"	0 0.0"	0
STOWAGE :	0	0	0	0	0
ATTENDANT SEATS :			STANDARD 5	HIGH COMFORT 0	5
CREW REST SEATS :					0

THE CABIN LAYOUT AND ANY REVISION TO IT WILL ONLY BE EFFECTIVE AFTER CONTRACTUAL AGREEMENT OF THE RESPECTIVE AFC'S / SCN'S. LAYOUT IS SUBJECT TO CHANGE AFTER FINAL GALLEY AND SEAT DESIGN AND DEFINITION OF VIDEO INSTALLATION, STOWAGES, DOG HOUSES ETC. THIS DRAWING IS THE PROPERTY OF AIRBUS - ALL RIGHTS RESERVED

DATE : 28/8/2008	A320-200 CABIN CONFIG FOR: WZZ * A				
DRAWN : PLOUZEAU	WIZZ AIR				
CERTIF : JAA					
SPEC:5.1 CCG:5.0					
RFC NO :	SCALE 1/50	DRWG NO: 320-25.11504	SHEET:01	REV: F	ITE: 2